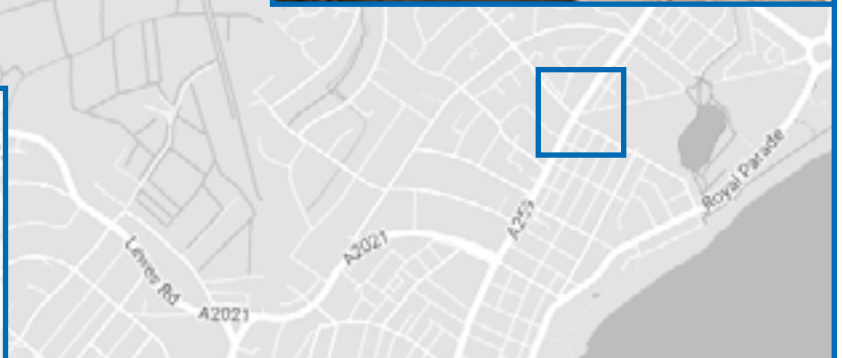
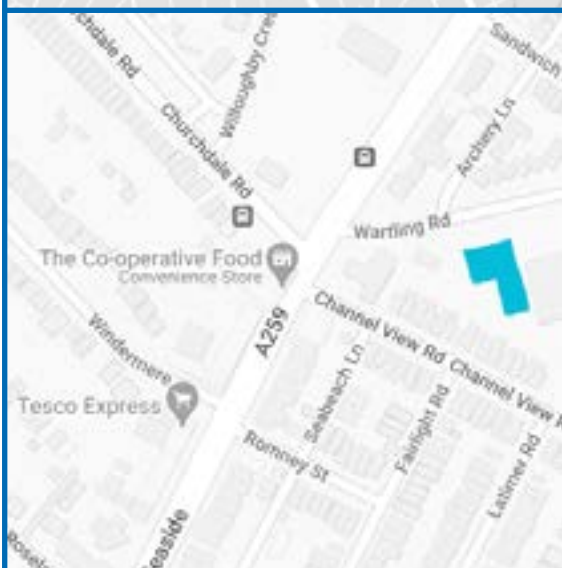
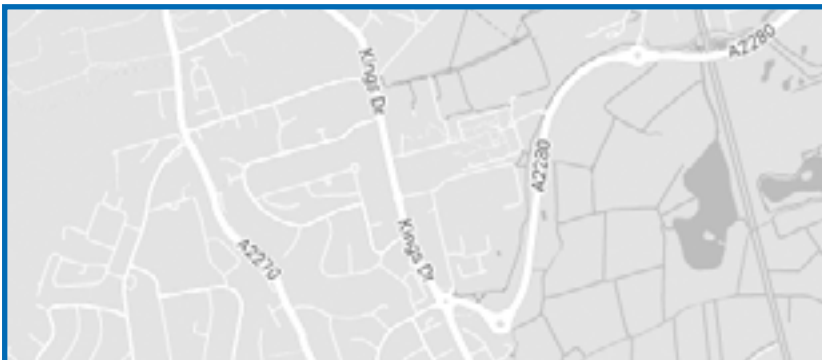


You will be visiting our MSK community clinic located at:

The Eastbourne Healthcare Partnership
Wartling Road
Eastbourne
East Sussex
BN22 7PF



<https://eastsussexmsk.nhs.uk>



esht.esmskcontact@nhs.net



0300 131 5225 (option 2)

How to find us:

Wartling Road is accessed from Seaside Road (A259). If approaching from Eastbourne Town, Wartling Road is on your right. If approaching from Pevensey, it will be on your left.

By bus:

There are several bus routes that pick up in Terminus Road which is a short walk from Eastbourne Train Station. You will need to disembark at either the 'Roselands' or 'The Archery' bus stops. From there, it is a short walk to The Eastbourne Healthcare Partnership.

By car:

There is easy access from the free on-site car park as well as plenty of free on-street parking.

By train:

The nearest train station is Eastbourne which is 1.3 miles away. Hampden Park Train Station is 1.5 miles away. There are bus routes available from both stations.